

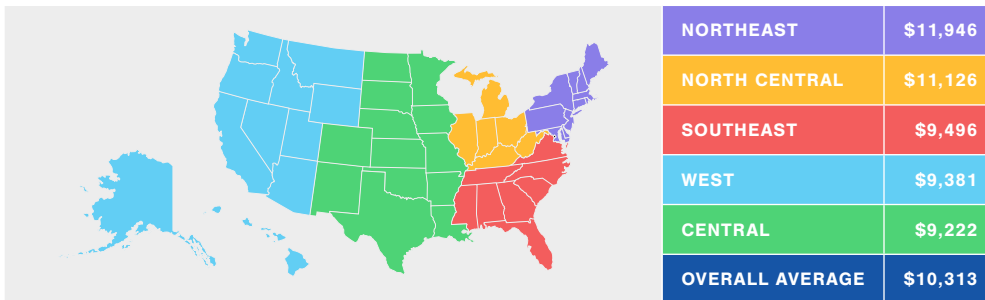


Quick Check Benchmarking Tool

Are you benchmarking your health plan correctly? If you are using data from a single carrier or a small study of only large employers, chances are you are not effectively analyzing your rates. To truly benchmark your plan, you need to compare your plan to others in your state, industry, and size category. That's the best way to know if you are getting the best rates or should negotiate more. More granular benchmarking can also help with your workforce communication strategy. If you know your plan is better than most in your state or industry, you'll have powerful talking points when delivering benefit information to employees.

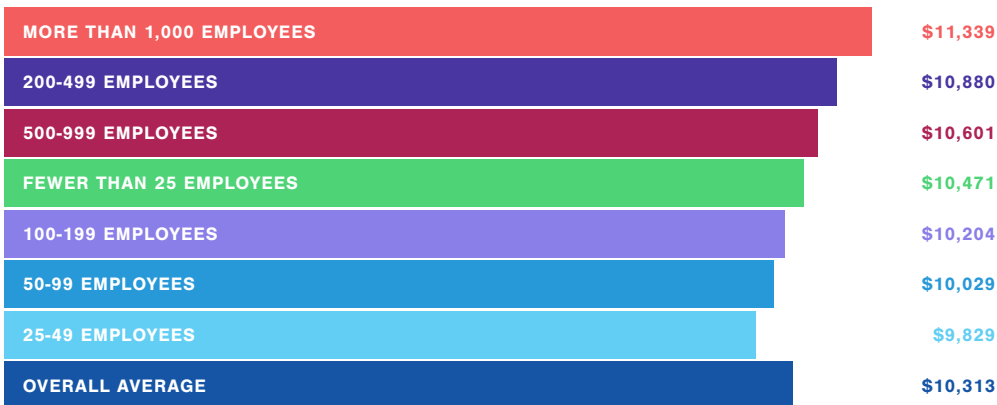
Costs by Region

Regional cost averages vary, making it essential to benchmark your costs both nationally and regionally.



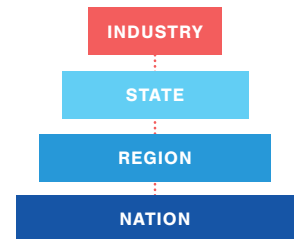
Costs by Organization Size

Average costs by organization size (number of employees) are presented in descending order.



Data in the 2018 UBA Health Plan Survey is based on responses from 8,072 employers sponsoring 14,131 health plans nationwide.

The UBA survey is larger than all the leading surveys produced by Kaiser, Mercer, Gallagher, Willis, Towers Watson, and Aon combined!



The size of the 2018 UBA Health Plan Survey provides employers with the data they need to benchmark their plans more accurately based on plan type, region, number of employees, and industry category.

Contact us today to request a custom benchmarking study of your health plan.